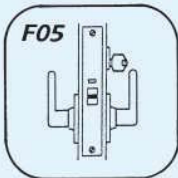




ANSI

F05

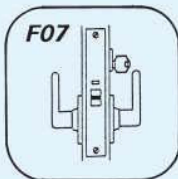


CLASSROOM Lock

Model No.: M 2005

- * Key outside locks and unlocks outside lever
- * Outside lever retracts latch bolt unless outside lever is locked by key
- * When outside lever is locked, unlocked from outside by key or by inside lever
- * Inside lever is always free for immediate exit
- * Auxiliary latch deadlocks latch bolt when door is closed

F07

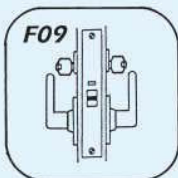


STOREROOM OR CLOSET Lock

Model No.: M 2007

- * Latch bolt retracted by key outside or by lever inside
- * Outside lever is always inoperative
- * Inside lever is always free for immediate exit
- * Auxiliary latch deadlocks latch bolt when door is closed

F09

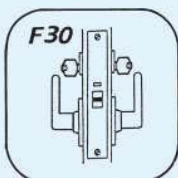


APARTMENT ENTRANCE Lock, Public Toilet Lock

Model No.: M 2009

- * Latch bolt retracted by lever from either side unless outside lever is locked by key from inside
- * Key inside locks and unlocks outside lever
- * When outside lever is locked, latch bolt retracted by key outside or by lever inside
- * Auxiliary latch deadlocks latch bolt when door is closed
- * Inside lever is always free for immediate exit

F30



ASYLUM OR INSTITUTION Lock

Model No.: M 2030

- * Latch bolt retracted by key from either side
- * Levers on both sides are always inoperative
- * Auxiliary latch deadlocks latch bolt when door is closed

(Original listed model no.: M2082)